










| | Theatre | U-shape | Holl Sq. | B/Room | C/Room | Cabaret | Banquet | Buffet | Oval |
|---|---|---|---|---|---|---|---|---|---|
| |  |  |  |  |  |  |  |  |  |
| Bridgeman/Selwin Length - 21m/68.8 ft Width - 12.45m/40.8 ft Height - 4.65m/15.2 ft | 200 | 58 | 68 | 50 | 100 | 104 | 150 | 150 | 50 |
| Bridgeman Length - 12.2m/40 ft Width - 12.45m/40.8 ft Height - 4.65m/15.2 ft | 135 | 40 | 50 | 40 | 80 | 48 | 80 | 50 | 42 |
| Selwin Length - 8.68m/28.5 ft Width - 12.45m/40.8 ft Height - 4.65m/15.2 ft | 60 | 25 | 20 | 12 | 36 | 40 | 60 | 40 | 20 |
| Oxford & Copley Length - 7.51m/24.6 ft Width - 6.2m/20.3 ft Height - 3.15m/10.3 ft | 42 | 17 | 22 | 14 | 18 | 24 | 30 | 30 | 15 |
| Belcamp & Beners Length - 7.51m/24.6 ft Width - 6.2m/20.3 ft Height - 3.15m/10.3 ft | 48 | 19 | 23 | 16 | 18 | 24 | 30 | 30 | 18 |
| Oxford/Belcamp Length - 15.2m/49.9 ft Width - 6.2m/20.3 ft Height - 3.15m/10.3 ft | 100 | 36 | 40 | 32 | 40 | 48 | 60 | 50 | 36 |
| Copley/Beners Length - 15.2m/49.9 ft Width - 6.2m/20.3 ft Height - 3.15m/10.3 ft | 100 | 36 | 40 | 32 | 40 | 48 | 60 | 50 | 36 |
| Liddell Length - 6m/19.7 ft Width - 5.23m/17.1 ft Height - 3.15m/10.3 ft | 24 | 15 | 18 | 12 | 12 | 16 | 20 | 16 | N/A |
| Eden & Gibbs & Glasscock Length - 7.08m/23.02 ft Width - 5.41m/17.7 ft Height - 3.15m/10.3 ft | 28 | 17 | 22 | 14 | 14 | 16 | 20 | N/A | N/A |
| Prior Length - 11.73m/38.5 ft Width - 7.49m/24.6 ft Height - 6.09m/19.9 ft | 100 | 30 | 40 | 24 | 45 | 40 | 60 | 60 | 30 |
| Harley Length - 10.72m/35.1 ft Width - 6.86m/22.5 ft Height - 6.09m/19.9 ft | 80 | 26 | 32 | 20 | 40 | 32 | 50 | 40 | 25 |
| Rookwood Length - 7.49m/24.5 ft Width - 5.2m/19.9 ft Height - 6.09m/19.9 ft | 35 | 15 | 18 | 14 | 20 | 16 | N/A | N/A | 18 |
| Lyndhurst Length - 7.49m/24.5 ft Width - 4.9m/17 ft Height - 6.09m/19.9 ft | 30 | 15 | 18 | 10 | N/A | 16 | N/A | N/A | 18 |
| Ibbetsons Length - 10.17m/33.37 ft Width - 6m/19.69 ft Height - 2.53m/8.30 ft | 50 | 28 | 24 | 24 | 27 | 24 | 30 | 30 | 30 |

Down Hall Country House Hotel

Matching Road, Hatfield Heath, Nr Bishop's Stortford, Hertfordshire CM22 7AS

Tel: +44 (0) 1279 731 441 Fax: +44 (0) 1279 730 416

Email: info@downhall.co.uk www.downhall.co.uk

"we are working towards becoming a carbon neutral company through our commitment to the environment, sustainability and carbon management"



DOWN HALL
- COUNTRY HOUSE HOTEL -